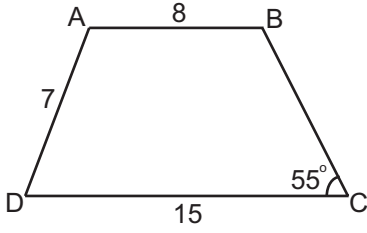


DÖRTGENLER VE ÇOKGENLER - 3

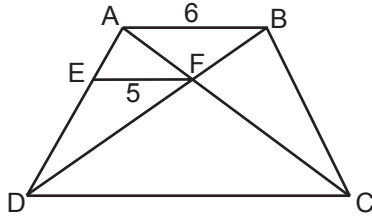
1.



ABCD yamuğunda $[AB] \parallel [DC]$, $m(\widehat{DCB}) = 55^\circ$,
 $|AB| = 8$ cm, $|AD| = 7$ cm ve $|DC| = 15$ cm olduğuna
göre $m(\widehat{ADC})$ kaç derecedir?

- A) 55 B) 60 C) 65 D) 70 E) 75

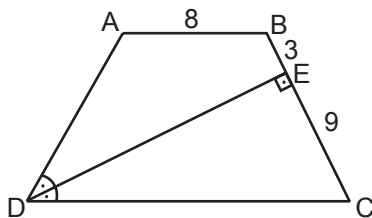
2.



ABCD yamuğunda $[AB] \parallel [DC] \parallel [EF]$,
 $[AC] \cap [BD] = \{F\}$, $|EF| = 5$ cm ve $|AB| = 6$ cm
olduğuna göre $|DC|$ kaç santimetredir?

- A) 30 B) 25 C) 15 D) 11 E) 9

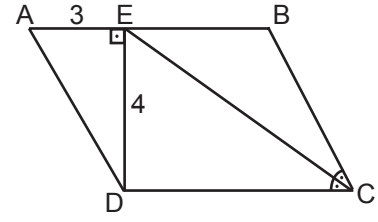
3.



ABCD yamuğunda $[AB] \parallel [DC]$, $[DE] \perp [BC]$ ve $[DE]$
 \widehat{ADC} 'nin açıortayıdır. $|AB| = 8$ cm, $|BE| = 3$ cm ve
 $|EC| = 9$ cm olduğuna göre $|DC|$ kaç santimetredir?

- A) 12 B) 16 C) 18 D) 20 E) 24

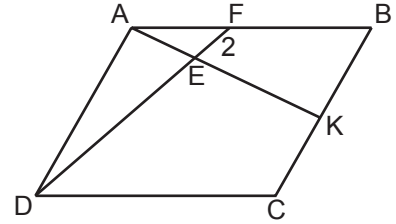
4.



ABCD paralelkenarında $[CE] \widehat{BCD}$ 'nin açıortayı,
 $[DE] \perp [AB]$, $|AE| = 3$ cm ve $|ED| = 4$ cm olduğuna
göre $|EC|$ kaç santimetredir?

- A) 5 B) $\sqrt{41}$ C) 8
D) $4\sqrt{5}$ E) 9

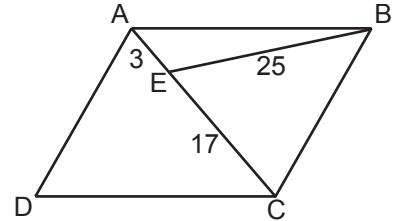
5.



ABCD paralelkenarında $[AK] \cap [DE] = \{E\}$, $|CK| = |KB|$,
 $|EF| = 2$ cm ve $4|AF| = |AB|$ olduğuna göre $|DE|$ kaç
santimetredir?

- A) 8 B) 10 C) 12 D) 14 E) 16

6.

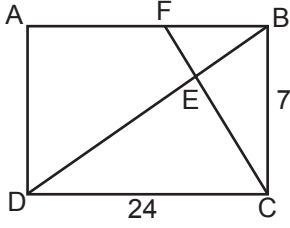


ABCD eşkenar dörtgeninde $|AE| = 3$ cm,
 $|BE| = 25$ cm ve $|CE| = 17$ cm olduğuna göre ABCD
eşkenar dörtgeninin çevresi kaç santimetredir?

- A) 120 B) 112 C) 104 D) 96 E) 88

DÖRTGENLER VE ÇOKGENLER - 3

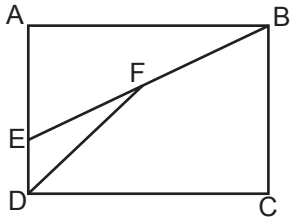
7.



ABCD dikdörtgeninde $[BD] \cap [CF] = \{E\}$, $4|BF| = |AB|$, $|BC| = 7$ cm ve $|DC| = 24$ cm olduğuna göre $|ED|$ kaç santimetredir?

- A) 24 B) 20 C) 15 D) 12 E) 10

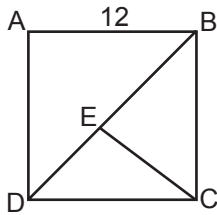
8.



ABCD dikdörtgeninde $m(\widehat{EDF}) = 30^\circ$, $|EF| = |FB|$, $|AE| = 6\sqrt{3}$ cm ve $|DF| = 8$ cm olduğuna göre $|BC|$ kaç santimetredir?

- A) $7\sqrt{3}$ B) 13 C) $9\sqrt{3}$ D) 16 E) $10\sqrt{3}$

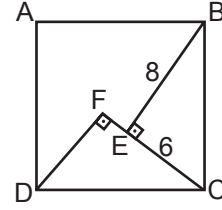
9.



ABCD karesinde, $[BD]$ köşegen, $|DB| = 4|ED|$ ve $|AB| = 12$ cm olduğuna göre $|EC|$ kaç santimetredir?

- A) $2\sqrt{6}$ B) 5 C) $5\sqrt{3}$
D) $3\sqrt{10}$ E) 12

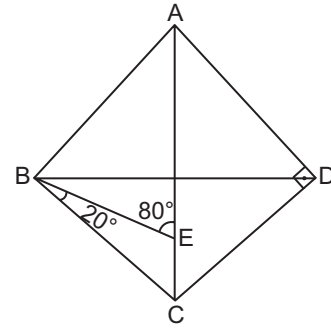
10.



ABCD karesinde $[DF] \perp [FC]$ ve $[BE] \perp [EC]$, $|BE| = 8$ cm ve $|EC| = 6$ cm olduğuna göre $|FE|$ kaç santimetredir?

- A) 1 B) 2 C) 3 D) 4 E) 5

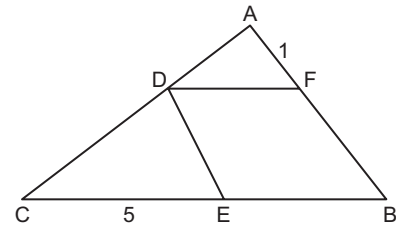
11.



ABCD deltoidinde $|AB| = |AD|$ ve $[AD] \perp [DC]$, $m(\widehat{EBC}) = 20^\circ$ ve $m(\widehat{BEA}) = 80^\circ$ olduğuna göre $\frac{|AB|}{|BD|}$ kaçtır?

- A) $\frac{1}{4}$ B) $\frac{1}{2}$ C) 1 D) $\frac{3}{2}$ E) 2

12.



ABC üçgeninde $|DE| = |DF|$, $|FB| = |EB|$, $|AF| = 1$ cm $|CE| = 5$ cm ve $3|AD| = |AC|$ olduğuna göre $|EB|$ kaç santimetredir?

- A) 3 B) 4 C) 5 D) 6 E) 7

MEB 2016 - 2017